



FFY 10 ARRIVALS 10/1/09-9/30/10

Report produced 10/19/10

Virginia has resettled 2,087 newly arrived refugees, asylees, Cuban entrants, Afghan and Iraqi special immigrant visa (SIV) holders, Cuban entrants, and secondary migrants through resettlement programs with contracts with the Virginia Department of Social Services during federal fiscal year 2010 (FFY 10). The final FFY 10 total compares to 2,509 total arrivals for FFY 09. Included in the 2,087 total resettled in Virginia during FFY 10 are 276 asylees (244, or 88 percent, have been resettled through the Arlington Diocese Migration and Refugee Services); 92 SIVs, 78 secondary migrants and 13 Cuban entrants. The new arrivals to Virginia represent 45 different countries.

Thirty-six percent of the FFY 10 arrivals resettled in northern Virginia. Fourteen percent resettled in metropolitan Richmond as well as 14 percent in Hampton Roads, 11 percent resettled in Roanoke as well as 11 percent in the Shenandoah Valley, 10 percent in Charlottesville and four percent in Fredericksburg. The countries of origin of the final FFY 10 arrivals are shown in the chart below.

<u>World Region</u>	<u>Number & Percent</u>	<u>Country of Origin</u>
Middle East	964 46%	Afghanistan, Georgia, Iran, Iraq, Lebanon, Pakistan, Syria, Turkmenistan, Yemen, Uzbekistan
Asia	656 31%	Bhutan, Burma, China, Mongolia, Nepal, Russia, Vietnam
Africa	360 17%	Cameroon, Central African Republic, Chad, Congo, Egypt, Eritrea, Ethiopia, Ghana, Guinea, Kenya, Liberia, Madagascar, Nigeria, Rwanda, Sierra Leone, Somalia, Sudan, Tanzania, Togo, Uganda, Zimbabwe
Caribbean	71 3%	Cuba
Former Soviet Union	16 1%	Kazakhstan, Ukraine
South America	14 1%	Bolivia, Colombia
Central America	6 1%	El Salvador, Guatemala

Sources: Virginia Newcomer Information System (VNIS) reports; Worldwide Refugee Processing System (WRAPS) reports.

Virginia Office of Newcomer Services
Virginia Department of Social Services
Division of Community & Volunteer Services
801 E. Main St., Richmond VA 23219 www.dss.virginia.gov/family/ons

FFY 2010 (10/01/2009-9/30/2010)
Virginia Refugee Resettlement Program Monthly Arrivals and New Cases
September 2010

	Reception & Placement Program (R&P)			New Cases				Total	%
	Refugees	Cuban/Haitian Entrants	R&P SIVs*	Asylees	SIVs* Other	Secondary Migrants**	Trafficking Victims		
BTB Northern VA	11	0	0	17	1	1	0	30	16%
BTB Fredericksburg	0	0	0	0	0	0	0	0	0%
IRC Charlottesville	0	0	0	0	0	1	0	1	1%
LSS / NCA Falls Church	24	0	1	1	1	0	0	27	14%
RIS Hampton	26	0	0	0	0	5	0	31	16%
RIS Richmond	5	0	0	0	0	0	0	5	3%
RIS Roanoke	2	3	0	0	0	6	0	11	6%
VCC Harrisonburg	23	0	0	0	0	6	0	29	15%
VCC Newport News	30	0	0	0	0	0	0	30	16%
VCC Richmond	29	0	0	0	0	0	0	29	15%
ECDC	0	0	0	0	0	0	0	0	0%
HIAS	0	0	0	0	0	0	0	0	0%
IRC northern Virginia	0	0	0	0	0	0	0	0	0%
	150	3	1	18	2	19	0	193	100%

FFY 2010 Year to Date Arrivals (10/01/2009-6/30/2010)		
R&P Refugees	1628	78%
Cuban/Haitian Entrants	13	1%
R&P SIVs	55	3%
Asylees	276	13%
SIVs Other	37	2%
Secondary Migrants	78	4%
Trafficking Victims	0	0%
TOTAL	2087	100%

* SIVs are special immigrant visa holders from Afghanistan and Iraq

* Secondary migrants are refugees, SIVs, entrants, SIVs, asylees who have moved to Virginia from another state

FFY 2009 YTD Comparison: 10/01/08 - 9/30/09: 2509 total arrivals

Source: VNIS/RSP Monthly Reports/WRAPS reports

Report produced 10/19/10

OFFICE OF NEWCOMER SERVICES

Year-to-Date Arrivals and New Case for FFY 2010 (10/01/2009 - 09/30/2010)

	OCT	NOV	DEC	JAN	FEB	MAR	APR	MAY	JUN	JUL	AUG	SEP	TOTAL	%
By PROGRAM														
BTB NoVA	44	50	65	50	47	64	44	50	33	51	21	30	549	26%
BTB Fredericksburg	14	9	19	7	5	9	0	4	7	0	0	0	74	4%
IRC Charlottesville	12	10	15	38	31	34	12	19	23	20	0	1	215	10%
LSS/NCA Falls Church	19	14	7	13	4	11	11	16	12	5	41	27	180	9%
RIS Hampton	13	14	18	5	9	6	6	29	26	21	16	31	194	9%
RIS Richmond	12	11	14	9	7	0	10	16	17	6	8	5	115	6%
RIS Roanoke	6	33	31	8	27	26	27	27	23	12	9	11	240	11%
VCC Harrisonburg	9	13	18	23	24	19	26	32	16	11	12	29	232	11%
VCC Newport News	0	0	0	0	7	1	9	8	18	12	10	30	95	5%
VCC Richmond	12	12	8	0	1	13	14	15	21	33	19	29	177	8%
ECDC	0	0	0	0	0	0	0	0	0	0	0	0	0	0%
HIAS	0	0	0	2	0	0	0	0	0	0	0	0	2	0%
IRC-NoVA	1	1	1	0	0	6	2	1	1	0	1	0	14	1%
Total:	142	167	196	155	162	189	161	217	197	171	137	193	2087	100%

By WORLD REGION														
Africa - East	28	21	35	12	9	14	16	21	12	24	22	43	257	12%
Africa - Central/South	2	8	0	11	10	3	3	4	6	10	1	12	70	3%
Africa - West	8	0	0	2	7	4	3	3	3	2	1	0	33	2%
Asia - North	3	1	3	4	1	3	2	1	0	3	0	0	21	1%
Asia - South/East	37	49	69	46	39	74	69	79	58	35	34	46	635	30%
Caribbean	2	10	7	0	10	0	0	1	3	10	4	24	71	3%
Europe	0	0	0	0	0	0	0	0	0	0	0	0	0	0%
Former Soviet Union	0	1	0	2	0	2	7	4	0	0	0	0	16	1%
Middle East	58	75	80	78	82	88	60	102	114	87	75	65	964	46%
South America	4	2	2	0	3	0	0	0	0	0	0	3	14	1%
Mexico & Central Americ:	0	0	0	0	1	1	1	2	1	0	0	0	6	0%
Other	0	0	0	0	0	0	0	0	0	0	0	0	0	0%
Total:	142	167	196	155	162	189	161	217	197	171	137	193	2087	100%

By VA RESETTLEMENT AREAS														
Central	24	23	22	9	8	13	24	31	38	39	27	34	292	14%
Northern VA	64	65	73	65	51	81	57	67	46	56	63	57	745	36%
Piedmont	12	10	15	38	31	34	12	19	23	20	0	1	215	10%
Rappahannock	14	9	19	7	5	9	0	4	7	0	0	0	74	4%
Southwest	6	33	31	8	27	26	27	27	23	12	9	11	240	11%
Hampton Roads	13	14	18	5	16	7	15	37	44	33	26	61	289	14%
Shenandoah Valley	9	13	18	23	24	19	26	32	16	11	12	29	232	11%
Total:	142	167	196	155	162	189	161	217	197	171	137	193	2087	100%

Cumulative year-to-date totals for BTB, RIS, VCC all offices:

BTB	623	37%
RIS	549	33%
VCC	504	30%
TOTAL	1676	100%

Source: VNIS/RSP Monthly Arrival Reports/WRAPS other report prepared 10/19/2010

W:\newcomer services\ARRIVALS\FY 2010\fy_10_cumulative_charts.xls

Arrivals include refugees, asylees, Cuban/Haitian entrants, Secondary Migrants, Special Immigrant Visa holders (SIV), victims of human trafficking

BTB northern VA Offices
FFY 10 Arrivals and New Cases by Country of Origin & Refugee Type
10/01/09 – 9/30/10

Iraq	200	Refugees	245
Ethiopia	102	Asylees	244
Iran	52	SIVs other	21
Burma	29	Secondary Migrants	22
Bhutan	9	R&P SIVs	17
Cameroon	12	Cuban Entrants	0
Somalia	13	<u>Trafficking Victims</u>	<u>0</u>
Eritrea	32	TOTAL	549
China	11		
Colombia	4		
Afghanistan	17		
Vietnam	1		
Nepal	4		
Egypt	9		
Congo	3		
Sudan	6		
Bolivia	2		
Liberia	1		
Uganda	2		
Turkmenistan	1		
Uzbekistan	3		
Guinea	2		
Chad	8		
El Salvador	5		
Pakistan	2		
Zimbabwe	1		
Cuba	3		
Kazakhstan	2		
Central African Rep.	1		
Mongolia	1		
Syria	1		
Madagascar	2		
Kenya	1		
Georgia	1		
Nigeria	1		
Yemen	2		
Ghana	1		
Guatemala	1		
China	<u>1</u>		
TOTAL	549		

BTB Fredericksburg Office
FFY 10 Arrivals and New Cases by Country of Origin & Refugee Type
10/01/09 – 9/30/10

Bhutan	60	Refugees	74
Eritrea	6	SIVs other	0
Iraq	5	R&P SIVs	0
<u>Vietnam</u>	<u>3</u>	Secondary Migrants	0
TOTAL	74	Cuban Entrants	0
		<u>Trafficking Victims</u>	<u>0</u>
		TOTAL	74

Total BTB Offices: 623

Report produced 11/3/10 Sources: VNIS, WRAPS, BTB Arrival Reports

IRC Charlottesville Office
FFY 10 Arrivals and New Cases by Country of Origin & Refugee Type
10/01/09 – 9/30/10

Bhutan	62	Refugees	204
Iraq	63	Cuban Entrants	0
Congo	22	R&P SIVs	3
Iran	14	Asylees	2
Burma	19	SIVs other	2
Afghanistan	18	Secondary Migrants	4
Pakistan	9	<u>Trafficking Victims</u>	<u>0</u>
Nepal	3	TOTAL	215
China	2		
Liberia	1		
Russia	1		
<u>Tanzania</u>	<u>1</u>		
TOTAL	215		

Report produced 11/3/10 Sources: VNIS, WRAPS, IRC Arrival Reports

LSS/NCA Falls Church Office
FFY 10 Arrivals and New Cases by Country of Origin & Refugee Type
10/01/09 – 9/30/10

Iraq	94	Refugees	143
Iran	44	Cuban Entrants	0
Afghanistan	7	R&P SIVs	5
China	3	Asylees	25
Ethiopia	2	SIVs other	7
Congo	4	Secondary Migrants	0
Eritrea	5	<u>Trafficking Victims</u>	<u>0</u>
Somalia	3	TOTAL	180
Rwanda	6		
Uzbekistan	5		
Sierra Leone	2		
Liberia	1		
Russia	1		
Togo	2		
<u>Burma</u>	<u>1</u>		
TOTAL	180		

Report produced 11/3/10 Sources: VNIS, WRAPS, LSS/NCA Arrival Reports

RIS Hampton Office
FFY 10 Arrivals and New Cases by Country of Origin & Refugee Type
10/01/09 – 9/30/10

Iraq	73	Refugees	177
Bhutan	41	Cuban Entrants	0
Burma	57	R&P SIVs	4
Cuba	6	Asylees	0
Congo	5	SIVs other	7
Somalia	5	Secondary Migrants	6
Ethiopia	3	<u>Trafficking Victims</u>	<u>0</u>
Iran	2	TOTAL	194
Afghanistan	1		
<u>Eritrea</u>	<u>1</u>		
TOTAL	194		

RIS Richmond Office
FFY 10 Arrivals and New Cases by Country of Origin & Refugee Type
10/01/09 – 9/30/10

Bhutan	50	Refugees	115
Sierra Leone	7	Cuban Entrants	0
Iraq	9	R&P SIVs	0
Burma	25	Asylees	0
Central Afr. Rep.	5	SIVs other	0
Sudan	2	Secondary Migrants	0
Eritrea	1	<u>Trafficking Victims</u>	<u>0</u>
Congo	8	TOTAL	115
Burundi	1		
Turkey	4		
Uzbekistan	1		
<u>Somalia</u>	<u>2</u>		
TOTAL	115		

RIS Roanoke Office
FFY 10 Arrivals and New Cases by Country of Origin & Refugee Type
10/01/09 – 9/30/10

Bhutan	147	Refugees	204
Iraq	27	Cuban Entrants	3
Cuba	28	R&P SIVs	1
Burma	17	Asylees	1
Pakistan	6	SIVs other	0
Iran	9	Secondary Migrants	31
<u>Liberia</u>	<u>6</u>	<u>Trafficking Victims</u>	<u>0</u>
TOTAL	240	TOTAL	240

TOTAL RIS OFFICES: 549

Report produced 11/3/10 Sources: VNIS, WRAPS, RIS Arrival Reports

VCC Harrisonburg Office
FFY 10 Arrivals and New Cases by Country of Origin & Refugee Type
10/01/09 – 9/30/10

Iraq	174	Refugees	201
Eritrea	27	Cuban Entrants	0
Ukraine	11	R&P SIVs	12
Colombia	5	Asylees	3
Afghanistan	4	SIVs other	0
Pakistan	3	Secondary Migrants	16
Burma	5	<u>Trafficking Victims</u>	<u>0</u>
Kazakhstan	2	TOTAL	232
<u>Ethiopia</u>	<u>1</u>		
TOTAL	232		

VCC Newport News Office
FFY 10 Arrivals and New Cases by Country of Origin & Refugee Type
10/01/09 – 9/30/10

Cuba	34	Refugees	91
Bhutan	25	Cuban Entrants	0
Iraq	29	R&P SIVs	4
Iran	4	Asylees	0
<u>Colombia</u>	<u>3</u>	SIVs other	0
TOTAL	95	Secondary Migrants	0
		<u>Trafficking Victims</u>	<u>0</u>
		TOTAL	95

VCC Richmond Office
FFY 10 Arrivals and New Cases by Country of Origin & Refugee Type
10/01/09 – 9/30/10

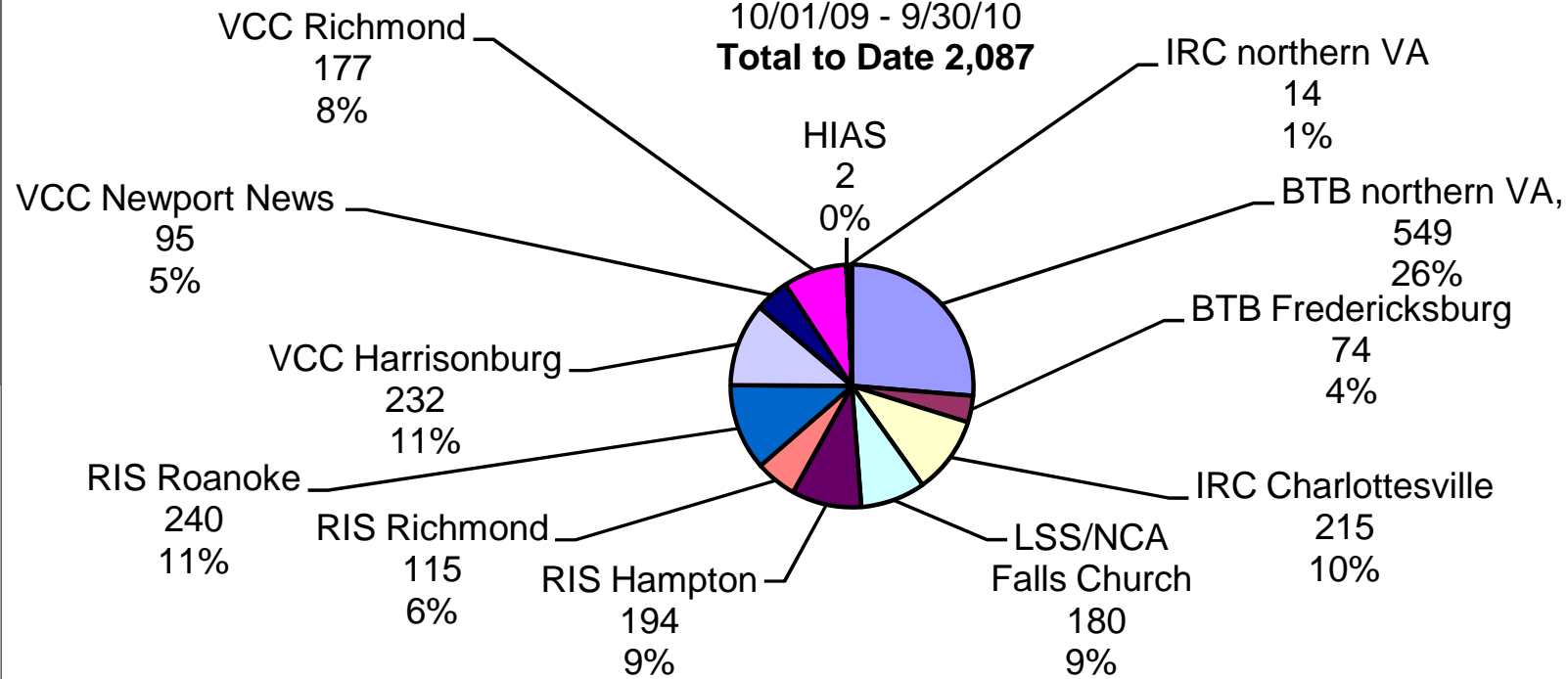
Bhutan	46	Refugees	169
Somalia	9	Cuban Entrants	0
Nepal	19	R&P SIVs	8
Burma	12	Asylees	0
Iraq	56	SIVs other	0
Eritrea	15	Secondary Migrants	0
Kazakhstan	1	<u>Trafficking Victims</u>	<u>0</u>
Pakistan	1	TOTAL	177
Liberia	1		
Afghanistan	10		
Kenya	3		
Ethiopia	3		
<u>Lebanon</u>	<u>1</u>		
TOTAL	177		

TOTAL VCC OFFICES: 504

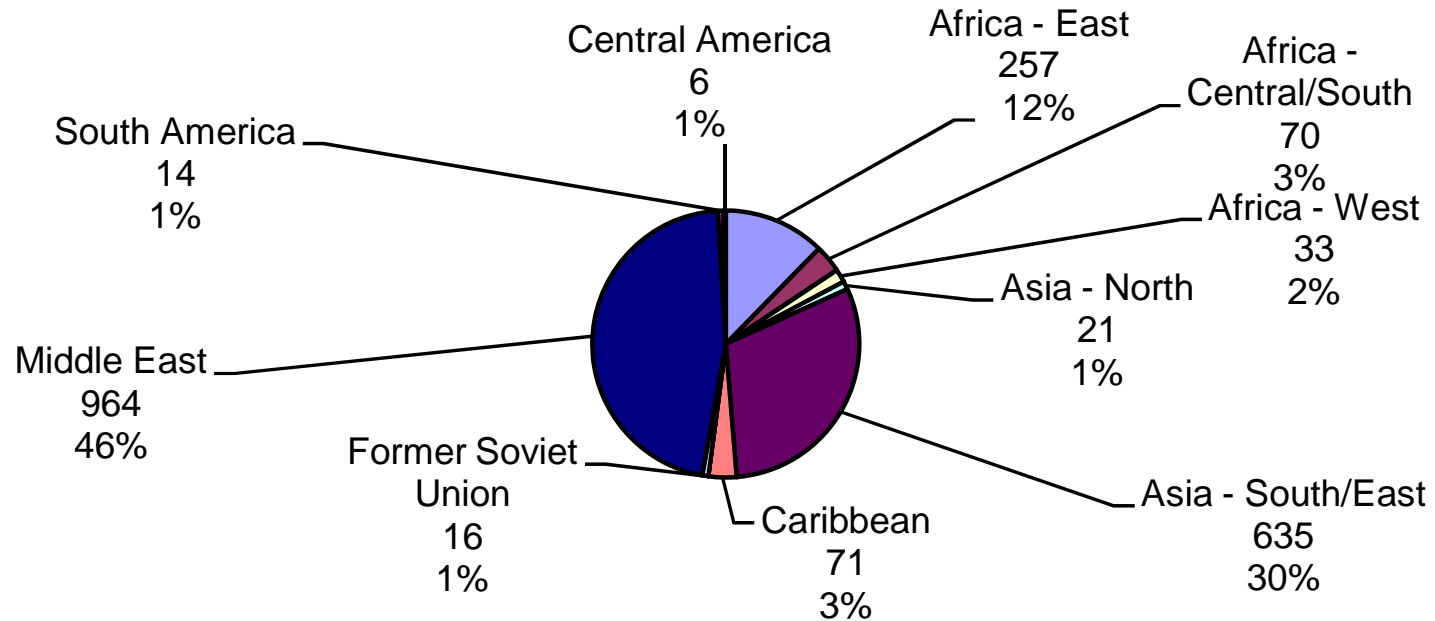
**Virginia Refugee Resettlement Program
Arrivals and New Cases by Program**
(refugees, asylees, Cuban/Haitian entrants, trafficking victims,
SIVs, secondary migrants)

10/01/09 - 9/30/10

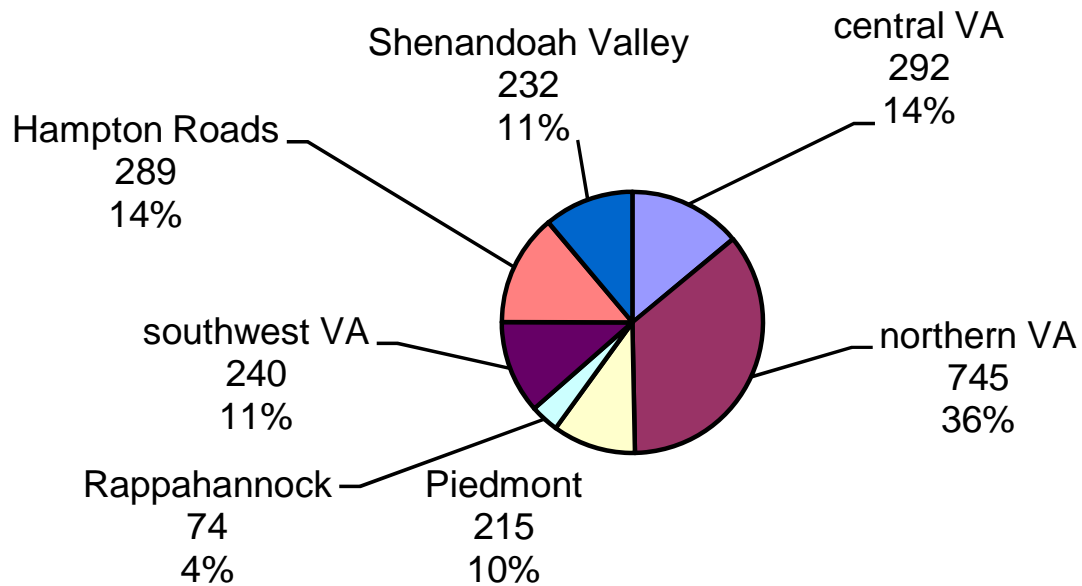
Total to Date 2,087



Virginia Refugee Resettlement Program
Arrivals and New Cases by World Regions
 (refugees, asylees, Cuban/Haitian entrants, trafficking victims,
 SIVs, secondary migrants)
 10/01/09 - 9/30/10
Total to Date: 2,087



Virginia Refugee Resettlement Program
Arrivals and New Cases by VA Resettlement Areas
(refugees, asylees, Cuban/Haitian entrants, trafficking victims,
SIVs, secondary migrants)
10/01/09 - 9/30/10
Total to Date: 2,087



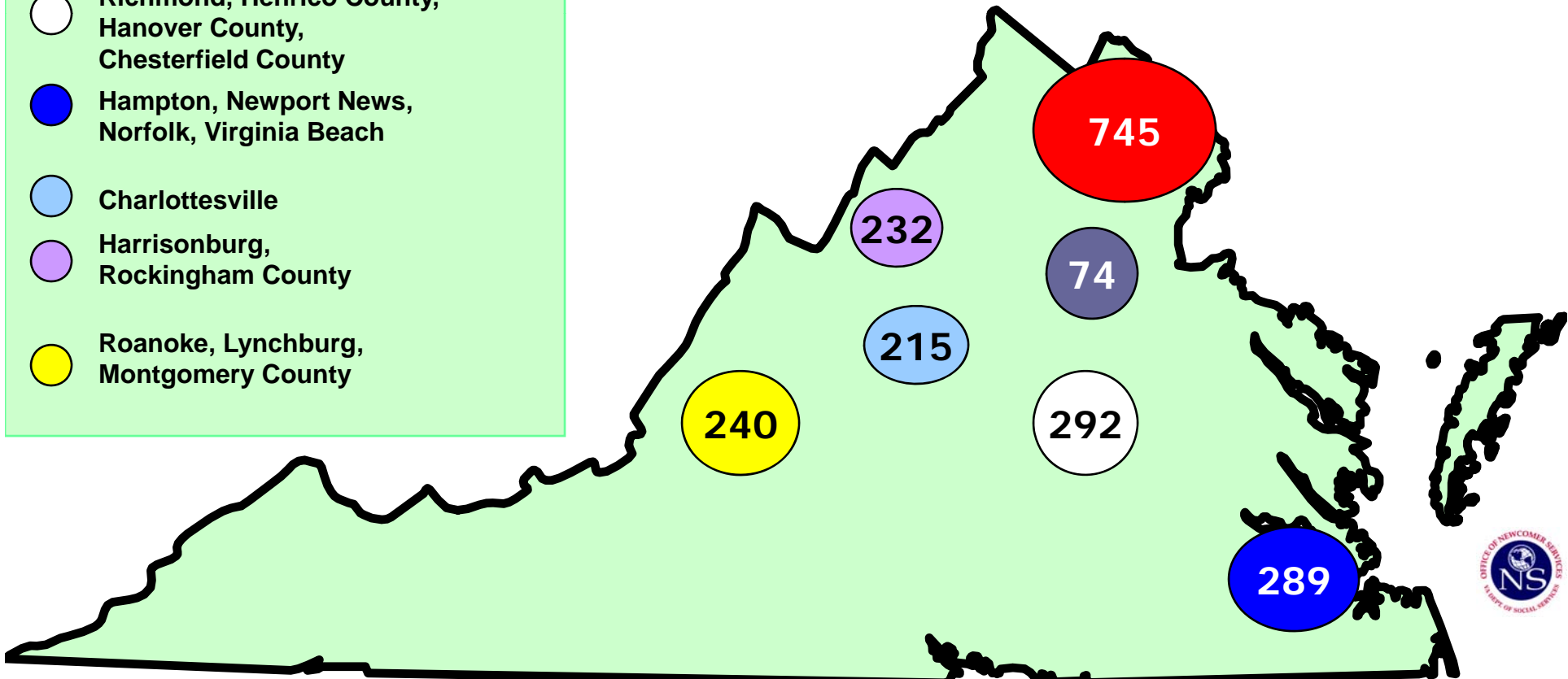
OFFICE OF NEWCOMER SERVICES VIRGINIA DEPARTMENT OF SOCIAL SERVICES REFUGEE ARRIVALS & NEW CASES BY AREAS of REFUGEE RESETTLEMENT

YEAR TO DATE FFY 2010 (10/1/09 – 9/30/10)
TOTAL: 2,087

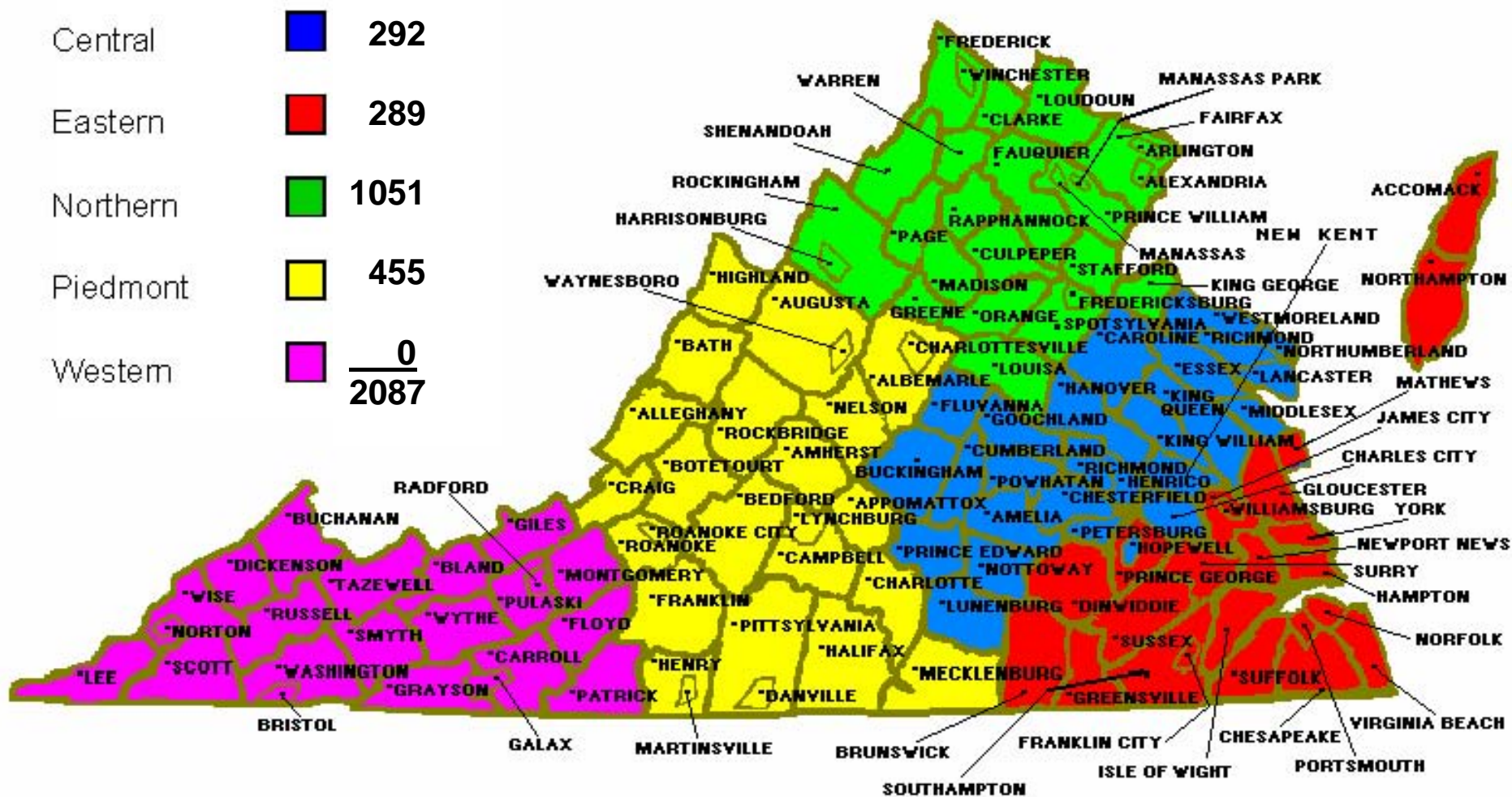
*(Includes refugees, asylees, Cuban/Haitian entrants,
secondary migrants, special immigrant visa holders
trafficking victims)*

Sources: VNIS/WRAPS/Provider Reports

- Alexandria, Arlington, Chantilly, Fairfax County, Falls Church, Loudoun County, Manassas, Prince William County
- Fredericksburg, Stafford County
- Richmond, Henrico County, Hanover County, Chesterfield County
- Hampton, Newport News, Norfolk, Virginia Beach
- Charlottesville
- Harrisonburg, Rockingham County
- Roanoke, Lynchburg, Montgomery County



FFY 2010 (10/01/09 – 9/30/10) Virginia Refugee Resettlement Program Year-to-Date Arrivals and New Cases by VDSS Regional Boundaries as of September 30, 2010



Report includes refugees, asylees, Cuban/Haitian entrants, secondary migrants, special immigrant visa holders (SIV), trafficking victims)

Sources: Virginia Newcomer Information System (VNIS), Worldwide Refugee Processing System (WRAPS), resettlement provider program reports