



## FFY 10 ARRIVALS 10/1/-1/31/11

Report produced 2/18/11

Virginia has resettled 703 newly arrived refugees, asylees, Afghan and Iraqi special immigrant visa (SIV) holders, secondary migrants and victims of human trafficking through resettlement programs with contracts with the Virginia Department of Social Services during the first 4 months of federal fiscal year 2011 (FFY 11). The FFY 11 total compares to 660 total arrivals for the same time period of FFY 10. Included in the 703 total resettled in Virginia during this period there are 97 asylees (84, or 87 percent, have been resettled through the Catholic Charities of the Arlington Diocese Migration and Refugee Services); 27 SIVs, 30 secondary migrants and 4 trafficking victims. The new arrivals to Virginia represent 24 different countries.

Thirty-three percent of the FFY 11 arrivals resettled in northern Virginia. Twenty-two percent resettled in Hampton Roads, 13 percent resettled in metropolitan Richmond, 11 percent resettled in Roanoke, 10 percent resettled in Charlottesville, eight percent in the Shenandoah Valley, and three percent in Fredericksburg. The countries of origin of the new FFY 11 arrivals are shown in the chart below.

<u>World Region</u>	<u>Number &amp; Percent</u>	<u>Country of Origin</u>
Asia	272 39%	Bhutan, Burma, China, Russia
Middle East	244 35%	Afghanistan, Iran, Iraq, Lebanon, Pakistan, Syria, Yemen
Africa	125 18%	Burundi, Congo, Egypt, Eritrea, Ethiopia, Ghana, Sierra Leone, Somalia, Sudan
Caribbean	51 7%	Cuba, Jamaica
Former Soviet Union	7 1%	Ukraine
Mexico	4 1%	Mexico

Sources: Virginia Newcomer Information System (VNIS) reports; Worldwide Refugee Processing System (WRAPS) reports.

Virginia Office of Newcomer Services  
 Virginia Department of Social Services  
 Division of Community & Volunteer Services  
 801 E. Main St., Richmond VA 23219 [www.dss.virginia.gov/family/ons](http://www.dss.virginia.gov/family/ons)

**FFY 2011 (10/01/2010-9/30/2011)**  
**Virginia Refugee Resettlement Program Monthly Arrivals and New Cases**  
**January 2011**

	Reception & Placement Program (R&P)			New Cases				Total	%
	Refugees	Cuban/Haitian Entrants	R&P SIVs*	Asylees	SIVs* Other	Secondary Migrants**	Trafficking Victims		
BTB Northern VA	9	0	0	16	1	0	0	26	12%
BTB Fredericksburg	12	0	0	0	0	0	0	12	6%
IRC Charlottesville	19	0	3	0	0	0	0	22	11%
LSS / NCA Falls Church	20	0	5	0	0	0	0	25	12%
CCC Hampton	9	0	0	0	0	5	0	14	7%
CCC Richmond	13	0	0	1	0	0	0	14	7%
CCC Roanoke	15	0	1	0	0	11	0	27	13%
VCC Harrisonburg	22	0	0	0	0	4	0	26	12%
VCC Newport News	27	0	0	0	0	0	0	27	13%
VCC Richmond	12	0	0	0	0	0	0	12	6%
ECDC	0	0	0	0	0	0	0	0	0%
HIAS	0	0	0	0	0	0	0	0	0%
IRC northern Virginia	0	0	0	0	0	0	0	0	0%
KHRW	4	0	0	0	0	0	0	4	2%
	162	0	9	17	1	20	0	209	100%

FFY 2011 Year to Date Arrivals (10/01/2010-10/31/2010)		
R&P Refugees	545	78%
Cuban/Haitian Entrants	0	0%
R&P SIVs	22	3%
Asylees	97	14%
SIVs Other	5	1%
Secondary Migrants	30	4%
Trafficking Victims	4	1%
<b>TOTAL</b>	<b>703</b>	<b>100%</b>

\* SIVs are special immigrant visa holders from Afghanistan and Iraq

\* Secondary migrants are refugees, SIVs, entrants, SIVs, asylees who have moved to Virginia from another state

FFY 2010 YTD Comparison: 10/01/09 - 1/31/10: 660 total arrivals

Source: VNIS/RSP Monthly Reports/WRAPS reports

Report produced 2/16/11

OFFICE OF NEWCOMER SERVICES

Year-to-Date Arrivals and New Case for FFY 2011 (10/01/2010 - 09/30/2011)

	OCT	NOV	DEC	JAN	FEB	MAR	APR	MAY	JUN	JUL	AUG	SEP	TOTAL	%
<b>By PROGRAM</b>														
BTB NoVA	54	38	29	26	0	0	0	0	0	0	0	0	147	21%
BTB Fredericksburg	4	5	0	12	0	0	0	0	0	0	0	0	21	3%
IRC Charlottesville	14	31	6	22	0	0	0	0	0	0	0	0	73	10%
LSS/NCA Falls Church	10	28	16	25	0	0	0	0	0	0	0	0	79	11%
CCC Hampton	26	4	31	14	0	0	0	0	0	0	0	0	75	11%
CCC Richmond	9	9	3	14	0	0	0	0	0	0	0	0	35	5%
CCC Roanoke	13	28	7	27	0	0	0	0	0	0	0	0	75	11%
VCC Harrisonburg	10	17	6	26	0	0	0	0	0	0	0	0	59	8%
VCC Newport News	23	21	10	27	0	0	0	0	0	0	0	0	81	12%
VCC Richmond	16	17	9	12	0	0	0	0	0	0	0	0	54	8%
ECDC	0	0	0	0	0	0	0	0	0	0	0	0	0	0%
HIAS	0	0	0	0	0	0	0	0	0	0	0	0	0	0%
IRC-NoVA	0	0	0	0	0	0	0	0	0	0	0	0	0	0%
KHRW	0	0	0	4	0	0	0	0	0	0	0	0	4	1%
<b>Total:</b>	<b>179</b>	<b>198</b>	<b>117</b>	<b>209</b>	<b>0</b>	<b>0</b>	<b>0</b>	<b>0</b>	<b>0</b>	<b>0</b>	<b>0</b>	<b>0</b>	<b>703</b>	<b>99%</b>

<b>By WORLD REGION</b>														
Africa - East	40	18	26	28	0	0	0	0	0	0	0	0	112	16%
Africa - Central/South	4	0	0	5	0	0	0	0	0	0	0	0	9	1%
Africa - West	1	1	0	2	0	0	0	0	0	0	0	0	4	1%
Asia - North	5	1	3	2	0	0	0	0	0	0	0	0	11	2%
Asia - South/East	61	84	40	76	0	0	0	0	0	0	0	0	261	37%
Caribbean	8	11	14	18	0	0	0	0	0	0	0	0	51	7%
Europe	0	0	0	0	0	0	0	0	0	0	0	0	0	0%
Former Soviet Union	0	0	0	7	0	0	0	0	0	0	0	0	7	1%
Middle East	56	83	34	71	0	0	0	0	0	0	0	0	244	35%
South America	0	0	0	0	0	0	0	0	0	0	0	0	0	0%
Mexico & Central America:	4	0	0	0	0	0	0	0	0	0	0	0	4	1%
Other	0	0	0	0	0	0	0	0	0	0	0	0	0	0%
<b>Total:</b>	<b>179</b>	<b>198</b>	<b>117</b>	<b>209</b>	<b>0</b>	<b>0</b>	<b>0</b>	<b>0</b>	<b>0</b>	<b>0</b>	<b>0</b>	<b>0</b>	<b>703</b>	<b>100%</b>

<b>By VA RESETTLEMENT AREAS</b>														
Central	25	26	12	26	0	0	0	0	0	0	0	0	89	13%
Northern VA	64	66	45	55	0	0	0	0	0	0	0	0	230	33%
Piedmont	14	31	6	22	0	0	0	0	0	0	0	0	73	10%
Rappahannock	4	5	0	12	0	0	0	0	0	0	0	0	21	3%
Southwest	13	28	7	27	0	0	0	0	0	0	0	0	75	11%
Hampton Roads	49	25	41	41	0	0	0	0	0	0	0	0	156	22%
Shenandoah Valley	10	17	6	26	0	0	0	0	0	0	0	0	59	8%
<b>Total:</b>	<b>179</b>	<b>198</b>	<b>117</b>	<b>209</b>	<b>0</b>	<b>0</b>	<b>0</b>	<b>0</b>	<b>0</b>	<b>0</b>	<b>0</b>	<b>0</b>	<b>703</b>	<b>100%</b>

Cumulative year-to-date totals for BTB, RIS, VCC all offices:

BTB	168	31%
CCC	185	34%
VCC	194	35%
<b>TOTAL</b>	<b>547</b>	<b>100%</b>

Source: VNIS/RSP Monthly Arrival Reports/WRAPS other report prepared 2/16/11

W:\newcomer services\ARRIVALS\FY 2011\ffy\_11\_cumulative\_charts.xls

Arrivals include refugees, asylees, Cuban/Haitian entrants, Secondary Migrants, Special Immigrant Visa holders (SIV), victims of human trafficking

**BTB northern VA Offices**  
**FFY 11 Arrivals and New Cases by Country of Origin & Refugee Type**  
**10/01/10 – 1/31/11**

Iraq	42	Refugees	57
Ethiopia	34	Asylees	84
Iran	4	SIVs other	2
Burma	2	Secondary Migrants	4
Bhutan	3	R&P SIVs	0
Pakistan	1	Cuban Entrants	0
Somalia	7	<u>Trafficking Victims</u>	<u>0</u>
Eritrea	23	<b>TOTAL</b>	<b>147</b>
China	9		
Afghanistan	3		
Egypt	3		
Ghana	2		
Lebanon	1		
Sudan	3		
Syria	3		
Yemen	1		
Cuba	5		
<u>Congo</u>	<u>1</u>		
<b>TOTAL</b>	<b>147</b>		

**BTB Fredericksburg Office**  
**FFY 11 Arrivals and New Cases by Country of Origin & Refugee Type**  
**10/01/10 – 1/31/11**

Bhutan	7	Refugees	21
Burundi	5	SIVs other	0
Iraq	9	R&P SIVs	0
<u>Vietnam</u>	<u>0</u>	Secondary Migrants	0
<b>TOTAL</b>	<b>21</b>	Cuban Entrants	0
		<u>Trafficking Victims</u>	<u>0</u>
		<b>TOTAL</b>	<b>21</b>

**Total BTB Offices: 168**

*Report produced 2/16/11 Sources: VNIS, WRAPS, BTB Arrival Reports*

**CCC Hampton Office**  
**FFY 10 Arrivals and New Cases by Country of Origin & Refugee Type**  
**10/01/10 – 1/31/11**

Iraq	9	Refugees	70
Bhutan	39	Cuban Entrants	0
Burma	22	R&P SIVs	0
Cuba	1	Asylees	0
Congo	0	SIVs other	0
Somalia	0	Secondary Migrants	5
Ethiopia	1	<u>Trafficking Victims</u>	<u>0</u>
Iran	3	<b>TOTAL</b>	<b>75</b>
Afghanistan	0		
<u>Eritrea</u>	<u>0</u>		
<b>TOTAL</b>	<b>75</b>		

**CCC Richmond Office**  
**FFY 10 Arrivals and New Cases by Country of Origin & Refugee Type**  
**10/01/10 – 1/31/11**

Bhutan	26	Refugees	30
Sierra Leone	0	Cuban Entrants	0
Iraq	1	R&P SIVs	0
Burma	2	Asylees	1
Jamaica	1	SIVs other	0
Sudan	0	Secondary Migrants	0
Eritrea	1	<u>Trafficking Victims</u>	<u>4</u>
Congo	0	<b>TOTAL</b>	<b>35</b>
Burundi	0		
Somalia	0		
<u>Mexico</u>	<u>4</u>		
<b>TOTAL</b>	<b>35</b>		

**CCC Roanoke Office**  
**FFY 10 Arrivals and New Cases by Country of Origin & Refugee Type**  
**10/01/10 – 1/31/11**

Bhutan	47	Refugees	64
Iraq	13	Cuban Entrants	0
Cuba	8	R&P SIVs	0
Burma	5	Asylees	0
Somalia	1	SIVs other	0
Congo	1	Secondary Migrants	11
<u>Liberia</u>	<u>0</u>	<u>Trafficking Victims</u>	<u>0</u>
<b>TOTAL</b>	<b>75</b>	<b>TOTAL</b>	<b>75</b>

**TOTAL CCC OFFICES: 185**

*Report produced 2/17/11 Sources: VNIS, WRAPS, CCC Arrival Reports*

**IRC Charlottesville Office**  
**FFY 11 Arrivals and New Cases by Country of Origin & Refugee Type**  
**10/01/10 – 1/31/11**

Bhutan	25	Refugees	65
Iraq	21	Cuban Entrants	0
Congo	4	R&P SIVs	3
Burundi	3	Asylees	1
Burma	15	SIVs other	2
Afghanistan	5	Secondary Migrants	2
Pakistan	0	Trafficking Victims	0
<u>Nepal</u>	<u>0</u>	<u>TOTAL</u>	<u>73</u>
<b>TOTAL</b>	<b>73</b>		

*Report produced 2/17/11 Sources: VNIS, WRAPS, IRC Arrival Reports*

**LSS/NCA Falls Church Office**  
**FFY 11 Arrivals and New Cases by Country of Origin & Refugee Type**  
**10/01/10 – 1/31/11**

Iraq	34	Refugees	54
Iran	10	Cuban Entrants	0
Afghanistan	7	R&P SIVs	13
China	0	Asylees	11
Ethiopia	8	SIVs other	0
Sierra Leone	2	Secondary Migrants	1
Eritrea	6	Trafficking Victims	0
Somalia	5	<u>TOTAL</u>	<u>79</u>
Rwanda	0		
Uzbekistan	0		
Pakistan	4		
Sudan	1		
Bhutan	1		
<u>Egypt</u>	<u>1</u>		
<b>TOTAL</b>	<b>79</b>		

*Report produced 2/17/11 Sources: VNIS, WRAPS, LSS/NCA Arrival Reports*

**VCC Harrisonburg Office**  
**FFY 10 Arrivals and New Cases by Country of Origin & Refugee Type**  
**10/01/10 – 1/31/11**

Iraq	43	Refugees	50
Eritrea	4	Cuban Entrants	0
Ukraine	7	R&P SIVs	2
Cuba	5	Asylees	0
Afghanistan	0	SIVs other	0
Pakistan	0	Secondary Migrants	7
Burma	0	Trafficking Victims	0
Kazakhstan	0	<u>TOTAL</u>	59
<u>Ethiopia</u>	0		
<b>TOTAL</b>	<b>59</b>		

**VCC Newport News Office**  
**FFY 10 Arrivals and New Cases by Country of Origin & Refugee Type**  
**10/01/10 – 1/31/11**

Cuba	30	Refugees	77
Bhutan	32	Cuban Entrants	0
Iraq	15	R&P SIVs	3
Burma	1	Asylees	0
Eritrea	1	SIVs other	1
<u>Russia</u>	2	Secondary Migrants	0
<b>TOTAL</b>	<b>81</b>	<u>Trafficking Victims</u>	0
		<b>TOTAL</b>	<b>81</b>

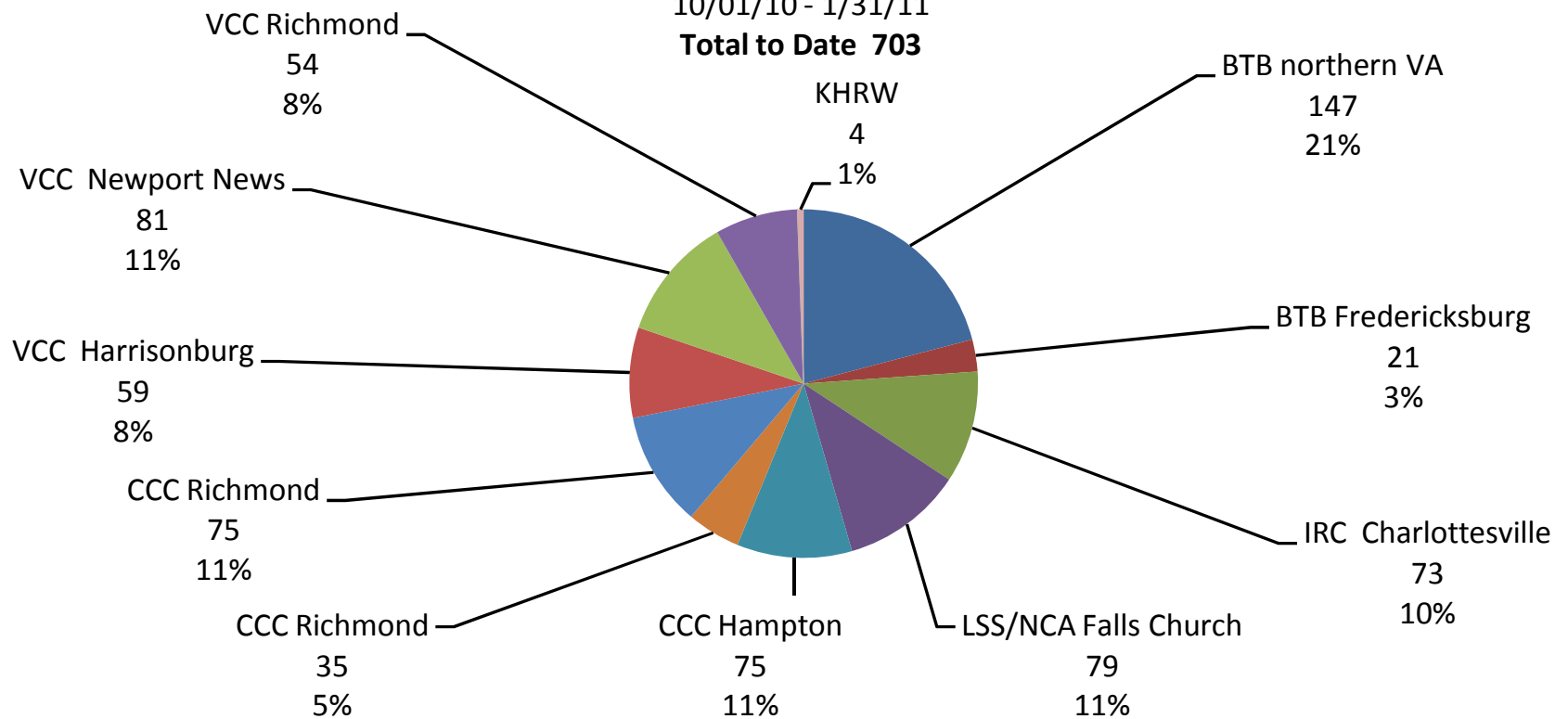
**VCC Richmond Office**  
**FFY 10 Arrivals and New Cases by Country of Origin & Refugee Type**  
**10/01/10 – 1/31/11**

Bhutan	30	Refugees	54
Ethiopia	4	Cuban Entrants	0
Iraq	13	R&P SIVs	0
Eritrea	3	Asylees	0
Somalia	2	SIVs other	0
Sudan	1	Secondary Migrants	0
<u>Iran</u>	1	Trafficking Victims	0
<b>TOTAL</b>	<b>54</b>	<b>TOTAL</b>	<b>54</b>

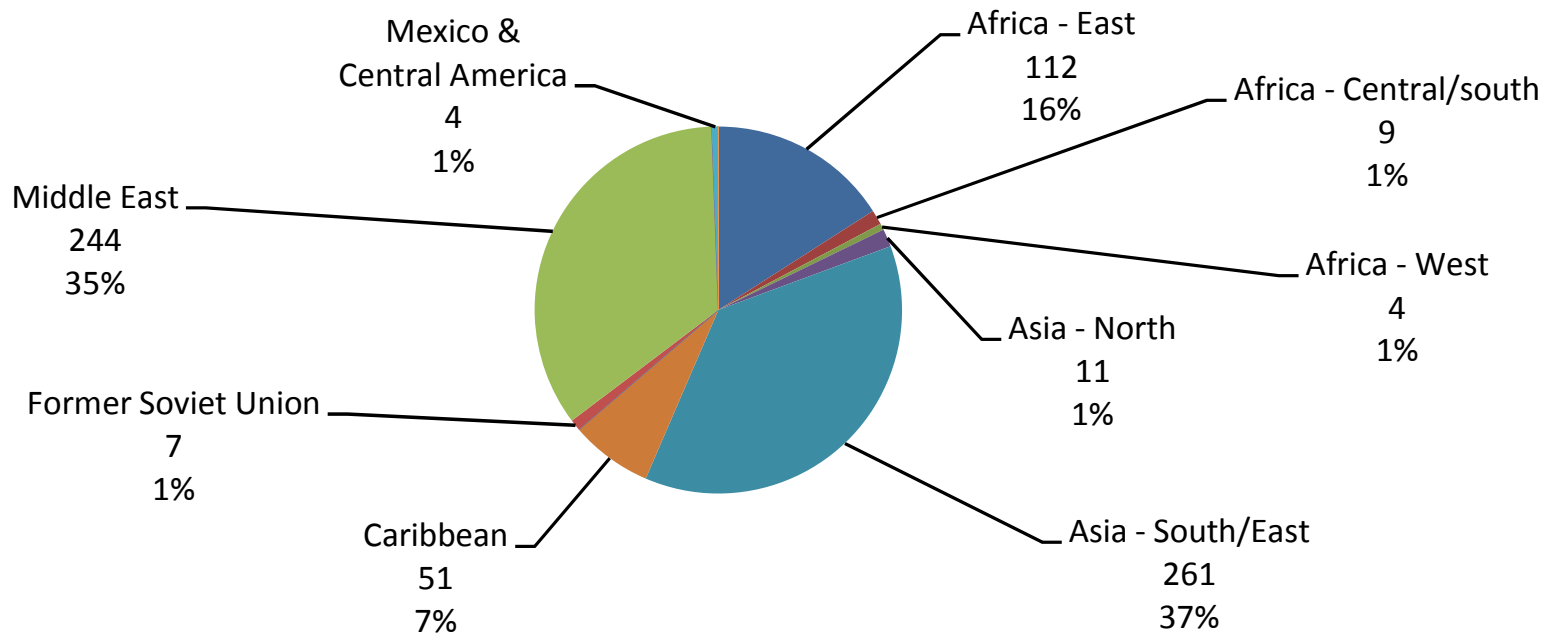
**TOTAL VCC OFFICES: 194**

*Report produced 2/17/11 Sources: VNIS, WRAPS, VCC Arrival Reports*

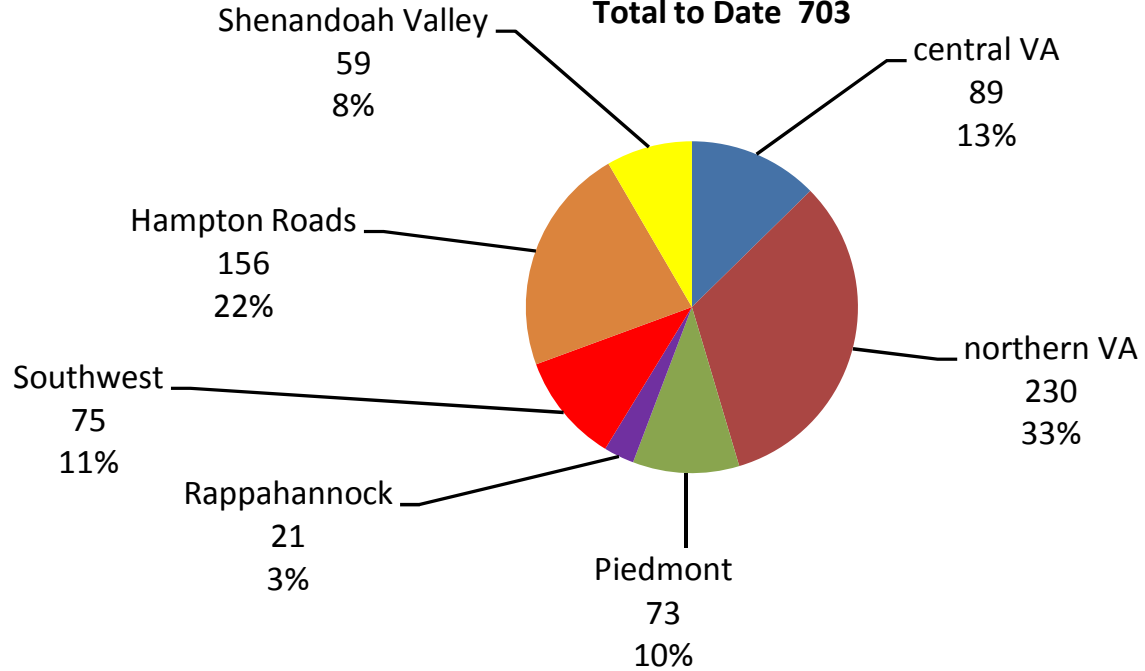
**FFY 2011**  
**Virginia Refugee Resettlement Program**  
**Arrivals and New Cases by Program**  
 (refugees, asylees, Cuban/Haitian entrants, trafficking victims,  
 SIVs, secondary migrants)  
 10/01/10 - 1/31/11  
**Total to Date 703**



**FFY 2011**  
**Virginia Refugee Resettlement Program**  
**Arrivals and New Cases by World Region**  
 (refugees, asylees, Cuban/Haitian entrants, trafficking victims,  
 SIVs, secondary migrants)  
 10/01/10 - 1/31/11  
**Total to Date 703**



**FFY 2011**  
**Virginia Refugee Resettlement Program**  
**Arrivals and New Cases by Resettlement Area**  
(refugees, asylees, Cuban/Haitian entrants, trafficking victims,  
SIVs, secondary migrants)  
10/01/10 - 1/31/11  
**Total to Date 703**



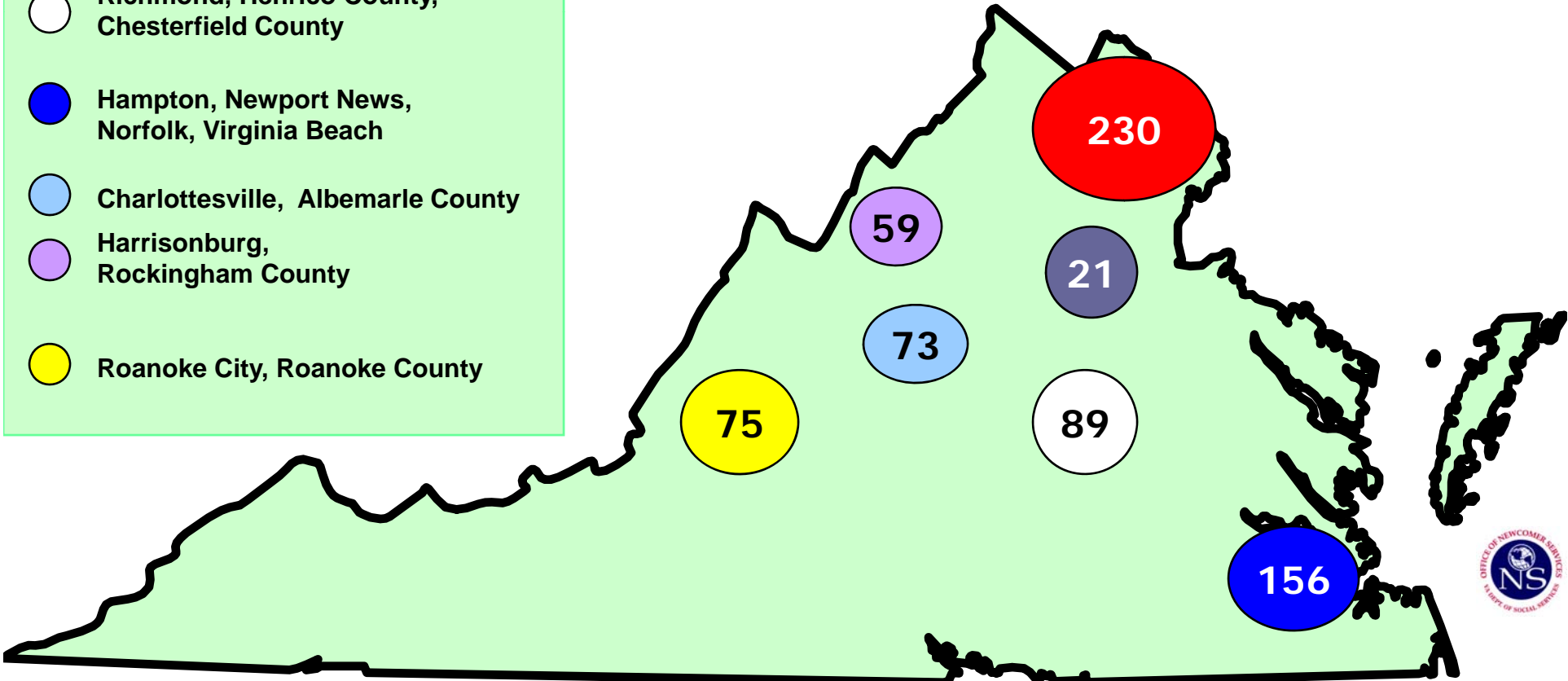
# OFFICE OF NEWCOMER SERVICES VIRGINIA DEPARTMENT OF SOCIAL SERVICES REFUGEE ARRIVALS & NEW CASES BY AREAS of REFUGEE RESETTLEMENT

YEAR TO DATE FFY 2011 (10/1/10 – 1/31/11)  
TOTAL: 703

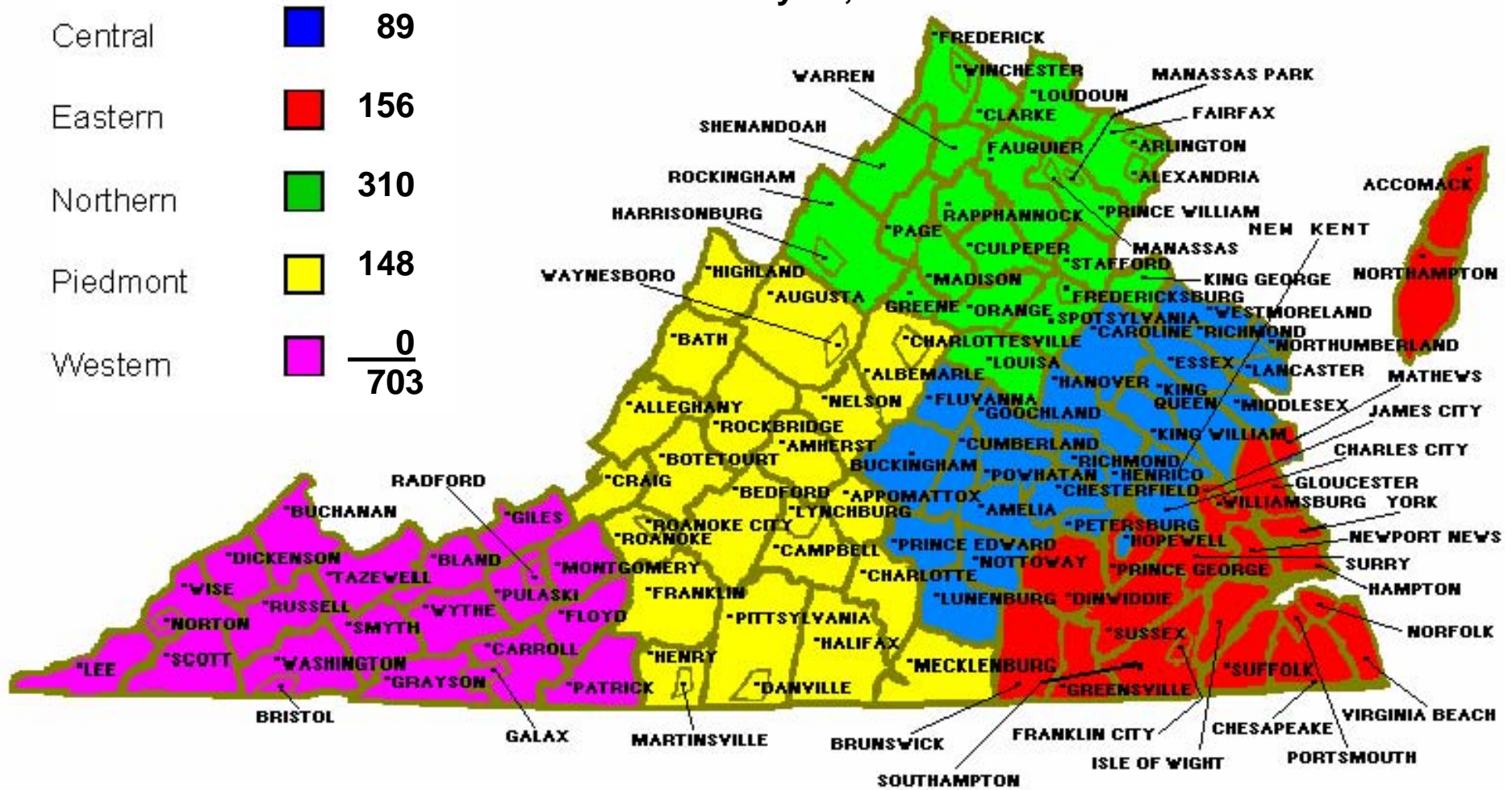
*(Includes refugees, asylees, Cuban/Haitian entrants,  
secondary migrants, special immigrant visa holders  
trafficking victims)*

*Sources: VNIS/WRAPS/Provider Reports*

- Alexandria, Arlington, Fairfax County, Falls Church, Loudoun County, Manassas Park, Prince William County
- Fredericksburg, Stafford County
- Richmond, Henrico County, Chesterfield County
- Hampton, Newport News, Norfolk, Virginia Beach
- Charlottesville, Albemarle County
- Harrisonburg, Rockingham County
- Roanoke City, Roanoke County



**FFY 2011 (10/01/09 – 9/30/10)**  
**Virginia Refugee Resettlement Program**  
**FFY 11 Year-to-Date Arrivals and New Cases**  
**by VDSS Regional Boundaries**  
**as of January 31, 2011**



Report includes refugees, asylees, Cuban/Haitian entrants, secondary migrants, special immigrant visa holders (SIV), trafficking victims)

Sources: Virginia Newcomer Information System (VNIS), Worldwide Refugee Processing System (WRAPS), resettlement provider program reports

**FFY 2011 (10/01/2010-9/30/2011)**

**Virginia Refugee Resettlement Program R & P Arrivals (includes R&P SIVs and Refugees)**

Sources: VNIS and WRAPS / FFY 11 ONS Monthly Arrivals and New Cases Reports

	Oct	Nov	Dec	Jan	Feb	Mar	Apr	May	Jun	Jul	Aug	Sep	Total	FFY 11 Projection	% of Projection
<b>CC MRS</b>	19	29	9	21									<b>78</b>	330	<b>24%</b>
<b>IRC</b>	9	31	6	22									<b>68</b>	200	<b>34%</b>
<b>LSS/NCA</b>	9	19	14	25									<b>67</b>	110	<b>61%</b>
<b>CCC RRP</b>	44	41	41	38									<b>164</b>	520	<b>32%</b>
<b>VCC</b>	43	54	25	61									<b>183</b>	535	<b>34%</b>
<b>ECDC</b>	0	0	0	0									0	n/a	n/a
<b>HIAS</b>	0	0	0	0									0	n/a	n/a
<b>IRC noVA</b>	0	0	0	0									0	n/a	n/a
<b>KHRW</b>	0	0	0	4									4	n/a	n/a
<b>Virginia Total</b>	<b>124</b>	<b>174</b>	<b>95</b>	<b>171</b>	<b>0</b>	<b>0</b>	<b>0</b>	<b>0</b>	<b>0</b>	<b>0</b>	<b>0</b>	<b>0</b>	<b>564</b>	<b>1695</b>	

\* SIVs are special immigrant visa holders from Afghanistan and Iraq

Source: VNIS/RSP Monthly Reports/WRAPS reports  
Report produced 2/16/11